

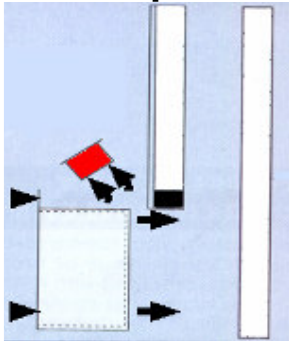
SYSTEM MF8

Spiro House
Cocker Avenue
Poulton Business Park
Poulton-le-Fylde
Lancashire FY6 8JU
Telephone +44 (01253) 884972
Fax +44 (01253) 893752
Website: www.mi-flues.com
email: sales@mi-flues.com

FLUE BOXES		ITEM REF		
		Diameter	125mm	180mm
Description	Diameter Ref. (D)		5	7
Flue Box with flexible liner spigot				
Flue Gas Collector	4-FGCS		£57.79	-
VISA Gas Collector Flue Box	4-VISA		£57.79	-
Back Boiler Flue Box	8-BBFB		£126.96	-
Flue Box with <i>SPRINGFIX</i> spigot				
Flue Gas Collector	4-FGC-SF		£75.74	-
VISA Gas Collector Flue Box	4-VISA-SF		£75.74	-
Standard Fire Box	4-SFB		£122.93	-
Recessed Fire Box	4-RFB		£134.58	-
ILFE Fire Box	4-ILFE		£215.33	-
ILFE (Selkirk) Fire Box	4-LFE-SF		£215.33	-
VMF Fire Box (single skin)	8-VMFS		£76.40	-
VMF Fire Box (Twin Wall)	8-VMFD		£122.93	-
Sheffield Pattern Fire Box	8-SHEF		£118.64	-
Flue Box with MF10 Gas Vent spigot				
Standard Fire Box	10-D-40		£114.94	
Recessed Fire Box	10-D-41		£132.43	
ILFE Fire Box	10-D-42		£194.57	
ILFE Fire Box	11-D-42			£194.57
Flue Box with MF6 Multi-fuel Liner spigot				
ILFE Fire Box	6-7-40		-	£219.33
DGF Fire Box	6-7-41		-	£475.55
Flue Box with MF2 Twin Wall Insulated spigot				
ILFE Fire Box	2-7-40		-	£225.43
DGF Fire Box	2-7-41		-	£501.35

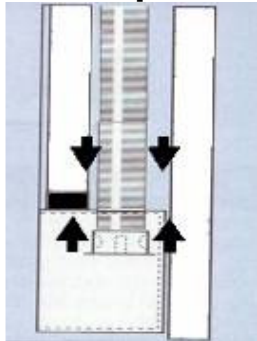
SPRINGFIX - EASY to INSTALL range of flue boxes, for gas fires and gas fires with back boilers.

Step 1



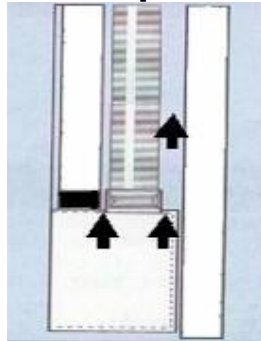
Remove spigot, push box straight back into opening, screw flange face to wall.

Step 2



From the top of the chimney, lower the flex into the flue box interior. Push fit *Springfix* spigot onto flex, which will be secured by the spring clip fastening.

Step 3



Push spigot back into the aperture in the box top. Secure spigot using the bolts provided. Complete installation as usual.